

Iboju Lati Wo Oorun: Itọnisona Fun Lilo



Idapọ Oorun Ati Oşupa Patapata

Ọjo Aje, 21 Oşu Kejo 2017



TERMS AND CONDITIONS FOR USE OF SOLAR VIEWER

Please read these Instructions for Use carefully before using the Solar Viewer. Your purchase and use of the Solar Viewer constitutes your agreement to these terms and conditions. Failure to follow these Instructions for Use may result in serious personal injury, including permanent eye damage. If you do not understand these Instructions or cannot follow them diligently and completely, then you should not look at the Sun at any time, with or without a Solar Viewer.

The term "Solar Viewer" refers to the special cardboard-and-polymer optical products, marked "SAFE FOR DIRECT SOLAR VIEWING", manufactured by Rainbow Symphony of Reseda CA, and sold by Eclipse2017.org for the purpose of viewing the Sun during the solar eclipse of August 21, 2017, by or under the direct supervision of a person 18 years of age or above and in accordance with these Instructions for Use.

Observing the Sun directly, without the benefit of eye protection provided by the Solar Viewer, will likely result in serious personal injury, up to and including permanent eye damage and blindness. When these Instructions for Use are followed completely and precisely, the undamaged and unmodified Solar Viewer has been proven to be safe and effective in allowing direct, short-term, viewing of the Sun. If these Instructions for Use are not followed, or if damaged or modified Solar Viewers are used, permanent eye injury could result.

You should never look directly at the Sun, with or without the aid of the Solar Viewer, if you have any temporary or permanent medical or other condition which either (1) prevents your use of the Solar Viewer according to these Instructions for Use, or (2) which predisposes you to an increased or special risk of incurring, worsening, or contributing to the effects of any optical or other medical, health, or other condition, by looking or attempting to look at the Sun.

You should never attempt to perform any other activity (such as driving or walking) while using the Solar Viewer.

You agree that if you let others use the Solar Viewer, you will provide each such user with a copy of these Instructions for Use and will make sure such user reads and understands the Instructions for Use before using the Solar Viewer.

By using the Solar Viewer to view the Sun, you agree with the following:

- (a) you understand these Instructions for Use completely;
- (b) you understand and accept the risks associated with improper use of the Solar Viewer;
- (c) you accept full responsibility for, and assume all risks associated with, the act of viewing the Sun, with or without the use of the Solar Viewer; and
- (d) the Solar Viewer is fragile and any damage to it or modification of it will render it immediately and permanently unusable for its intended purpose.

Release and Limitation of Liability

By way of purchasing and using the Solar Viewer, you are irrevocably releasing, indemnifying, and holding harmless the manufacturer and seller from any liability, loss, claim and expense (including attorneys fees), including but not limited to bodily injury or other personal harm, which may result from using the Solar Viewer under any circumstances or conditions and irrespective of jurisdiction. Neither the manufacturer nor the seller will be responsible for any damages of any kind, irrespective of reasons, conditions or circumstances, including malfunctioning of the Solar Viewer. All risks associated with using the Solar Viewer rest solely and entirely with the user, irrespective of whether the Solar Viewer is used by the original purchaser or any third party. You fully understand and assume the risks in using the Solar Viewer. You confirm that you have read this release of liability and fully understand its terms and that you have given up substantial rights by purchasing and using the Solar Viewer.

THE MANUFACTURER AND SELLER OF THE SOLAR VIEWER MAKE NO WARRANTY OF ANY KIND, EXPRESSED OR IMPLIED, WITH RESPECT TO THE SOLAR VIEWER, INCLUDING BUT NOT LIMITED TO THE IMPLIED WARRANTIES OF MERCHANTABILITY, FITNESS FOR A PARTICULAR PURPOSE, AND NON-INFRINGEMENT. NEITHER THE MANUFACTURER NOR THE SELLER SHALL BE LIABLE FOR ANY OTHER DAMAGES, INCLUDING BUT NOT LIMITED TO DIRECT, INDIRECT, INCIDENTAL, SPECIAL, CONSEQUENTIAL, OR EXEMPLARY DAMAGES, WHETHER IN AN ACTION IN CONTRACT OR TORT (INCLUDING NEGLIGENCE AND STRICT LIABILITY), SUCH AS, BUT NOT LIMITED TO, LOSS OF ANTICIPATED PROFITS OR BENEFITS RESULTING FROM, OR ARISING OUT OF, OR IN CONNECTION WITH THE USE OR FURNISHING OF THE SOLAR VIEWER OR THE PERFORMANCE, USE OR INABILITY TO USE THE SAME, EVEN IF THE MANUFACTURER OR SELLER HAS BEEN ADVISED OF THE POSSIBILITY OF SUCH DAMAGES. IN NO EVENT WILL THE MANUFACTURER'S OR SELLER'S TOTAL LIABILITY EXCEED THE PRICE PAID FOR THE PRODUCT.

Note Regarding Translations

[Translations](#) of these Instructions for Use into various languages are provided "AS-IS" and solely for the convenience of the reader. Eclipse2017.org has made reasonable efforts to ensure the accuracy of the Translations; however, in the event of any perceived discrepancy in meaning or interpretation between the English version and any Translation, the English version will prevail. You should not act in reliance on anything contained in any Translation of these Instructions for Use, but should refer to the official English version.

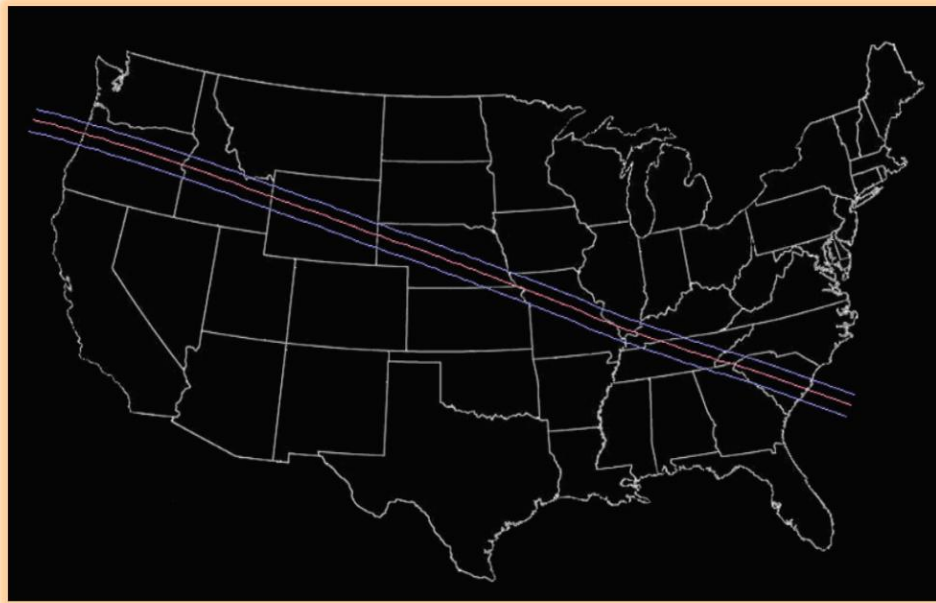
IDAPO OORUN ATI OŞUPA PATAPATA - 21 OŞU KEJO 2017

È kaabọ si Ilu Amẹrika!

Inu wa dun nitori wipe ẹ ti yan lati bẹ orilẹ-ede wa wo lati ni iriri Idapo Oorun ati Oşupa patapata, ati wipe yio wu wa ki gbogbo eniyan ni anfani lati wo işeşę pataki yi laisi ewu!

A nse ipese gbogbo awon itonisona wonyi ni ede Yoruba ki o le ro yin loran. Eda ede geşesi fun ekọ, itoni ati ailowosi ("Itoni"), je alaye pipe ati orisun alaye ati itoni fun lilo iboju lati wo Oorun ni ona ti o dara. Itonisona wa ni <http://tinyurl.com/viewer-instructions>, ẹ si gbodo kaa, ki o si ye yin ki ẹ si tele won lati lo iboju lati wo Oorun. **Ikuna lati tele Itonisona le fa ewu ipalara.**

Awon Amoye pe idapo oorun ati oşupa ti 21 Oşu Kejo, 2017 "ni idapo oorun ati oşupa patapata", sugbon ki o le şeşese fun yin lati wo idapo patapata yii, ẹ ni lati wa lori aaye ile tooro ti o la Ilu Amẹrika koja (ti won pe ni "Ona Idapo Patapata"). Ti ẹ ko ba si ni ibi Ona Idapo Patapata yi, ẹ yio kan ri apa kan Idapo Oorun ati Oşupa ni! Nitorina, o şe pataki gidigidi lati mo boya ẹ wa ni Ona Idapo Patapata, ati wipe ilana bi ẹ se ma lo ni a yio se alaye fun yin laipe.



Ona Idapo Patapata

ITONISONA NI KIAKIA

ALAYE NI KIKUN

Orọ naa "Iboju Lati Wo Oorun", bi a şe lo ninu iwe yii, ni o je eyi ti o soju "Solar Viewer" ti a toka si ninu abala idanidofa ti o wa ni oju iwe akoko ti o si wa ni awon abala oju iwe yi miran.

Lilo Iboju Lati Wo Oorun je asoyepo ofin. E gbodo tele itonisona bi o ti to ati bi o şe ye ti o wa ninu akosile, lati le lo Iboju Lati Wo Oorun ni igbakugba. Bi itonisona yii ko ba ye yin, tabi ti o ba so ro fun yin lati tele awon itonisona bi o ti to ati bi o şe ye, tabi ti o ba tako alaye ati asoyepo, a gba yin niyanju lati ma wo oorun pelu ilana miran rara ni eyikeyi ona.

ITỌNISOŃA NI KIAKIA LORI IBOJU LATI WO OORUN

Itọnisọna Kiakia yi ni a mu jade lati inu [alaye lekunrere ni ede Yoruba](#), eyi ti ẹ gbọdọ ka, ki o si ye yin ati wipe ki ẹ si ẹ amulo gbogbo rẹ ki ẹ le lo Iboju Lati Wo Oorun ki ẹ le wo Idapo Oorun ati Oşupa.









- 1) Ẹ ẹ ayewo aye ti yin ni <http://tinyurl.com/find-times> lati mọ boya idapo oorun ati osupa patapata yio sele ni agbegbe naa, bakanna lati mọ akoko ti egbe kan idapo oorun ati osupa yio sele ati wipe (ti o ba seesẹ) lati ni idapo oorun ati osupa patapata fun agbegbe naa.
- 2) Idapo oorun ati osupa patapata je isele ti o se pataki, şugbon ẹ le e gbadun idapo patapata ti ẹ ba wa ni agbegbe ti ọna “idapo patapata” – eyi ti ko ju iwon ogorun maili ni fife lo. Bi wiwo idapo patapata ko ba ni seesẹ lati agbegbe ti ẹ wa, a gba yin ni yanju lati lo si agbegbe miran ti o je ibi ọna idapo patapata!
- 3) Lati lo Iboju Lati Wo Oorun fun wiwo idapo oorun ati osupa, fi owọ mu ohun elo Iboju Lati Wo Oorun mọ oju rẹ, ki o le dabobo oju rẹ lowo oorun.
- 4) Akoko ti o ye lati lo Iboju Lati Wo Oorun fun wiwo Oorun:
 - a. Bi idapo oorun ati osupa **KO BA NI** je idapo patapata ni agbegbe yin, ti o ba ri be ẹ Iboju Lati Wo Oorun ni gbogbo asiko. **O JE EWU TI O LE BA OJU YIN JE PATAPATA TI Ẹ BA WO OORUN LAI LO IBOJU!**
 - b. Bi idapo oorun ati osupa **YIO** ba je idapo patapata ni agbegbe yin, ti o ba ri be ẹ **GBODỌ WO** Oorun pelu Iboju Lati Wo Oorun nigbati eyikeyi abala itasan Oorun ba yo – koda ti o ba je abala kekere - ni o jade. **O JE EWU TI O LE BA OJU YIN JE TI Ẹ BA KUNA LATI TELE ITỌNISOŃA!**
 - i. Sibesibe, **ni akoko igba die fun idapo patapata NIKAN**, nigbati ẹ ko ba ri abala Oorun ti o mole, ki ẹ wo idapo oorun ati osupa patapata lai lo Iboju Lati Wo Oorun.
 - ii. Paapa julọ, ti ẹ ba gbiyanju lati lo iboju lati wo oorun fun wiwo ni akoko idapo patapata, ẹ ko ni ri ohunkohun rara!
 - iii. Ẹ **GBODỌ** pada si lilo iboju lati wo oorun nigbati idapo patapata ba ti koja, ti abala ti o mole ba tun pada jade.
- 5) Ni ako tan,

**NIGBATI ABALA OORUN TI O MỌLE BA FARAHAN, Ẹ
GBODỌ LO IBOJU LATI WO OORUN FUN WIWO OORUN!**

ALAYE NI KIKUN FUN LILO IBOJU LATI WO OORUN


Ni akọkọ, awọn ọrọ ijinlẹ kan wa ti o yẹ ki o ye yin!

Fun idapọ oorun ati oşupa kọkan, ati fun agbegbe kọkan lori ile aaye, orukọ wa fun awọn isẹlẹ pataki kọkan. Awọn eyi ti a mọ si:

<i>Orukọ fun Işẹlẹ</i>	<i>Apejuwe fun Işẹlẹ</i>	<i>Ohun ti o jọ</i> <i>(fun Idapọ Oorun ati Osupa patapata)</i>	<i>Ohun ti o jọ</i> <i>(fun Idapọ Oorun ati Osupa diẹ)</i>
C1	Ibẹrẹ fun abala diẹ Oorun ati Osupa		
C2	Ibẹrẹ fun Idapọ patapata		** Eyi ti ko şelẹ! **
Aarin-Idapọ Oorun ati oşupa	Aarin-gbungbun Idapọ Oorun ati Oşupa		
C3	Ipari Idapọ patapata		** Eyi ti ko şelẹ! **
C4	Ipari Idapọ abala diẹ Oorun ati Oşupa		

1) ITỌNISOṄA GBOGBOGBO FUN LILO IBOJU LATI WO OORUN


- 1) [ti o ba şeşe] Rọra tu atopọ Iboju Lati Wo Oorun pẹlu ifarabale.
- 2) Toju Iboju Lati Wo Oorun daada ni akoko ti ẹ ba nlo lẹwọ.
- 3) Ẹ şe ayẹwo Iboju Lati Wo Oorun ki ẹ to lo; ti awo rẹ ba ti bajẹ tabi ti o bati ha ni ọnakona, ki ẹ ba Iboju Lati Wo Oorun naa jẹ, [ki ẹ si ra omiran ti ko tii bajẹ](#).
- 4) Ti oju awo naa ba ti bajẹ, ẹ ma şe lo Iboju Lati Wo Oorun fun wiwo Oorun ni igba Kankan.
- 5) Ẹ ma şe yọ oju awo kuro ninu Iboju Lati Wo Oorun, ẹ ma şe yọ oju awo lati fi wo Oorun ni ọnakona.
- 6) Iboju Lati Wo Oorun ti a fi aye ti o yẹ ko o wa, ti ko bajẹ yio dena itasan ti o ni ewu ati UV ati awọn irufẹ itansan miran. Ni idi eyi ko lewu lati lo Iboju Lati Wo Oorun gẹgẹ bi itọnisọna ti a ti kọ silẹ, lati wo Oorun ni igbaakugba. Ko si akanşe “itansan Oorun” ti o le mu ki wiwo oorun ni akoko idapọ oorun ati oşupa lewu tabi ko ma lewu.
- 7) **Ẹ gbọdọ lo Iboju Lati Wo Oorun, ni ọna ti ati la kalẹ ni ibi yi, lati wo Oorun ni ọna ti ko lewu ni igbakugba ti EYIKEYI abala Oorun ba yọ. Eyi jẹ otitọ lai nişe pẹlu akoko ibapade Oorun (awọn bii “C2” ati “C3” gẹgẹ bi ati şe alaye rẹ loko) wipe ki ẹ ni akọ silẹ lati ibikibi.**
- 8) Ẹ ma şe lo Iboju Lati Wo Oorun pẹlu irufẹ awo miran imutobi, awo oju, ẹrọ ayaworan, jigi tabi irufẹ ohun elo miran, ti o le fara gba imolẹ. (“Irinşe Awo”)
- 9) Ẹ ma şe koju irufẹ awọn irinşe bẹ si Oorun, ati wipe ẹ ko gbọdọ wo Oorun lẹngangan pẹlu awọn irin işe wọnyi lati koju si Oorun, tabi ki ẹ pejo, maa wo, tabi ki ẹ ma fi nkan ina wo Oorun.
- 10) Ẹ ma şe jẹ ki awọn ẹranko lo Iboju Lati Wo Oorun, tabi ẹnikeni ti o ni ipenija ara, ti ko le e ka, ni agboye, ati wipe ti ko si le şe gẹgẹ bi alakalẹ fun bibọ lẹwọ ewu ni lilo Iboju Lati Wo Oorun, tabi ti ko faramọ awọn ofin ti o rọmọ lilo Iboju Lati Wo Oorun naa.
- 11) Lati lo Iboju Lati Wo Oorun:
 Mu Iboju Lati Wo Oorun naa dani si arin oju rẹ, ki o si wo lati inu oju awo Iboju Lati Wo Oorun ti ko tii bajẹ si Oorun, gbe awo oju naa si arin oju rẹ ati Oorun ni gbogbo igba. Ti o ba jẹ wipe Iboju Lati Wo Oorun eyi ti wọn se pẹlu paali ni, ẹ le kaa ti ẹ yio fi bọ oju bii awo oju. Ẹ mase wo Oorun nigbati ko ba jẹ wipe idapọ patapata ni (eyi jẹ, asiko igba laarin C2 ati C3 eyi ti ẹ le e ri ninu iwe aworan ni isalẹ, ti iru asiko bẹ ẹ ba nişe pẹlu agbegbe yin), ayafi ti ẹ ba n wo taara pẹlu awo oju Iboju Lati Wo Oorun.
- 12) Ẹ ma şe lo ohunkohun, bikoşe oju awo Iboju Lati Wo Oorun ti o ni iga lati dimu, gẹgẹ bi aabo fun oju nigbati ẹ ba n wo Iboju Lati Wo Oorun.
- 13) Ti ẹ ba ni ibeere ti o nişe pẹlu awọn itọnisọna wọnyi, ẹ jọwọ ẹ kan si Eclipse2017.org ni <http://tinyurl.com/viewer-questions>.



2) KIKO NIPA IDAPO OORUN ATI OSUPA KAN PATO TI IGBA ATI AKOKO FUN AGBEGBE YIN

Da lori awon alaye ti a ti pese ni <http://tinyurl.com/find-times> fun agbegbe yin, pari awon gbolohun wonyi:

Fun agbegbe mi, idapo oorun ati osupa je:

















(fa ila si okan)

<p>Ti idapo oorun ati osupa naa ba je PATAPATA ni agbegbe yin, e tele awon itonisona ti a ko si inu</p> <p>“IDAPO OORUN ATI OSUPA NAA JE PATAPATA NI AGBEGBE MI”</p> <p>abala ni isale:</p>	<p>Ti idapo oorun ati osupa naa ba je EYI TI KII SE PATAPATA ni agbegbe yin, e tele awon itonisona ti a ko si inu</p> <p>“IDAPO OORUN ATI OSUPA NAA JE KII SE PATAPATA NI AGBEGBE MI”</p> <p>abala ni isale:</p>
--	---

** IDAPO OORUN ATI OŞUPA NAA JE **PATAPATA** NI AGBEGBE MI **

Ẹ wa ni ona idapo patapata, ati wipe ẹ yio ni iriri işeḷe ti ko wọ pọ ti yio si ya yin lenu! O şe pataki fun yin lati mọ boya idapo oorun ati oşupa je patapata ni agbegbe yin. Ẹ yio le şe eyi nigbati ẹ ba şe akiyesi awon akoko ti o wa ni isale, ati wipe nitori ko ni si abala oorun ti o mọle ni akoko idapo patapata.

- 1) Da lori alaye ti a şe ipese ninu <http://tinyurl.com/find-times> fun agbegbe ti yin gangan, ẹ ko akoko işeḷe fun idapo oorun ati oşupa kọkan (ẹ ri daju wipe ẹ şe [atunse akoko](#) si akoko ẹkun yin!):

Şaaju C1	* Kosi idapo oorun ati oşupa *				Ẹ GBQDQ lo Iboju Lati Wo Oorun
C1	Abala ẹgbẹ kan beere ni:				Ẹ GBQDQ lo Iboju Lati Wo Oorun
C2	Abala idapo patapata beere ni:				Leyin C2 , ẹ le e wo pelu oju re lasan
Aarin-Idapo	O şeḷe ni:				Ẹ le e wo pelu oju lasan!
C3	Abala idapo patapata pari ni:				Ẹ tun GBQDQ lo Iboju Lati Wo Oorun
C4	Abala ẹgbẹ kan pari ni:				Ẹ GBQDQ lo Iboju Lati Wo Oorun
Leyin C4	* Kosi idapo oorun ati oşupa *				Ẹ GBQDQ lo Iboju Lati Wo Oorun

- 2) Bi ẹ tilẹ wa ni agbegbe ti o je ona idapo patapata, ẹ GBQDQ lo Iboju Lati Wo Oorun fun wiwo Oorun ni igba gbogbo şaaju C2 tabi leyin C3, ni igbati idapo naa ko ba je patapata.

- 3) Ẹ le e wo Oorun pẹlu oju lasan (lai lo Iboju Lati Wo Oorun) NIKAN:
 - a. ti idapọ oorun ati oşupa ni agbegbe yin (ti o wa “ni ibi ọna”), ATI
 - b. ni asiko igba idapọ patapata (ni pato asiko igba C2 si C3 fun agbegbe yin ti ẹ ti ẹ akiyesi loke), ATI
 - c. **igbakugba ti Oşupa ba bo itansan Oorun PATAPATA.**

Asiko idapọ patapata gbangban yio da lori agbegbe yin, nitori naa ẹ ni lati ẹ awari ki ẹ si ẹ akọsilẹ asiko ki o toto akoko. Awon asiko ti ẹ kọ soke wa ni ibamu!

- 4) Lẹkkan si, lai ro ti asiko ti a kọ soke, tabi ti a ẹ akojọpọ rẹ lati ibi miran, **ẹ ri daju ni gbogbo igbati ẹ ba ẹ wo Oorun ki ẹ lo Iboju Lati Wo Oorun NIGBAKUGBA TI ABALA Oorun yọ.**
- 5) Awon itonisona yi wa pẹlu awon aworan ti yio şalaye lẹkunrẹrẹ fun agbọye.

Ẹ ri daju pe ẹ kaa, ki o si ye yin, ati wipe ki ẹ tele awon alaye wonyi:











MO GBỌDỌ TẸLE **GBOGBO ITỌNISOŃA TI O RỌ MỌ LILO IBOJU LATI WO OORUN, LATI LE E WO LAISI EWU.**

TI EYIKEYI ABALA ITANSAN OORUN BA FARAHAN, MO **GBỌDỌ LO IBOJU LATI WO OORUN NIGBATI MO BA N WO OORUN.**

**** IDAPO OORUN ATI OŞUPA NAA *KII ŞE PATAPATA* NI AGBEGBE MI ****

È ko si ni òna idapo patapata, ati wipe è ki yio ni iriri idapo patapata. (A o gba yin ni imoran wipe ki è yi ipo yin pada ni ibi òna idapo patapata ki è le še alabapin işeşè ti ko wo pò ti o si yani lenu yii!)

- 1) Da lori alaye ti a pese ninu <http://tinyurl.com/find-times> fun agbegbe ti yin gangan, è kò akoko işeşè fun idapo oorun ati oşupa kòòkan (è ri daju wipe è še [atunşe akoko](#) si akoko ekun yin!):

Şaaju C1	* Kosi idapo oorun ati oşupa *				È GBỌDỌ lo Iboju Lati Wo Oorun
C1	Abala ègbè kan beşere ni:				È GBỌDỌ lo Iboju Lati Wo Oorun
Aarin-Idapo	O şeşè ni:				È GBỌDỌ lo Iboju Lati Wo Oorun
C4	Abala ègbè kan pari ni:				È GBỌDỌ lo Iboju Lati Wo Oorun
Leyin C4	* Kosi idapo oorun ati oşupa *				È GBỌDỌ lo Iboju Lati Wo Oorun

(Şe akiyesi wipe a ko kò asiko C2 ati C3 silè, nigbati o jè wipe idapo oorun ati oşupa kii še patapata ni agbegbe yin!)

- 2) Nigbati o jè wipe idapo oorun ati oşupa kii še patapata ni agbegbe yin, è gbọdọ lo Iboju Lati Wo Oorun ni **GBOGBO IGBA fun wiwo Oorun**. Leşkan sii, a gba yin niyanju wipe ki è lò si ibi òna idapo patapata. È ri daju wipe è mu Iboju Lati Wo Oorun dani pèlu yin, ki è ba le wo abala ègbè kan idapo oorun ati oşupa laisi ewu!
- 3) Awon itonisona yi wa pèlu awon aworan ti yio şalaye lekunreşè fun agboye.

È ri daju pe è kaa, ki o si ye yin, ati wipe ki è tele awon alaye wonyi:

MO GBỌDỌ TÈLE **GBOGBO ITỌNISOONA TI O RỌ MỌ LILO IBOJU LATI WO OORUN, LATI LE E WO LAISI EWU.**

MO **GBỌDỌ LO IBOJU LATI WO OORUN NIGBATI MO BA N WO OORUN.**